

Developing Online Safety in
the Primary School through
DB Primary -

A Guide for Parents & Carers



What is DB Primary?

DB Primary is a learning platform (also known as a Virtual Learning Environment) specifically designed for primary-aged children.

It is a secure website, with areas that are only accessible to some users. This may include children's class or year group spaces as well as other areas such as a staffroom, school council or clubs. Each area has its own security, limiting who can see it and participate in activities.

DB Primary is secure and all data transfer is protected by encryption.

DB Primary has content that may be used to support teaching and learning in several subjects including, but not restricted to, Computing, Mathematics, Literacy, PSHE, Science and Online Safety & Digital Citizenship.

The platform also contains communication tools that are available to the children to use including blogs, forum, wikis and internal email.

Every child has their very own personal bit of web space. This may be used to access tasks that have been set for them to complete in or out of school, to share posts on their own personal blog or to save work online. The school determines whether children can see one another's pages.

The platform has a variety of safety features including, but not restricted to, filtering and monitoring.



Powered by...

new era.
smarter education

Passwords

All users of DB Primary have their own username and password. These are provided by the school. All passwords should be kept private, as they allow the owner to access the platform and to interact with it.

Looking after a password is a key learning point for your child.

Please inform the school immediately if you think your child's password has been compromised or shared.

What is Digital Citizenship?

Digital Citizenship is the term used to describe the range of skills, knowledge and understanding that everyone requires to stay safe online and to contribute positively to the internet. It is about developing responsible users of the internet who safeguard themselves and others.

There is a statutory responsibility for schools to teach online safety. These responsibilities are set out in;

- Keeping Children Safe in Education 2018
- National Curriculum guidelines for Computing (KS1 /KS2 programmes of study)
- Relationships (and Sex) Education to be statutory from September 2020.

How you may help

Children learn about technology and the internet from a very young age.

Some of your children may have more technical skills than you. Don't be put off by this. Whilst they may be able to navigate their devices and the internet with relative ease with very limited teaching, there is a vast amount that they do not know about.

They will invariably have learnt by watching you, older siblings or others. They will also have discovered by trial and error without fear of making mistakes. This is a good way to learn how to navigate the internet, but it does not help them to develop positive or safe practices. These need to be taught.

Five key messages for all Parents and Carers

- 1 The internet brings huge benefits...and it's not going away. Always share the benefits and positives of the internet. We don't want to put children off the internet, nor do we want to challenge them to purposely seek out risk.
- 2 **Establish your expectations early.** Have clear rules and guidance about the sites your children are allowed to visit, what activities they can undertake, how long they can use technology for without a break, where they can use technology and what they should do if they come across something online which makes them uncomfortable in any way.
- 3 **Share the experience.** You'll have far greater understanding of what your child is doing, what they understand, their interests and aptitudes if you share some of the time they spend online with them. You'll be able to monitor and influence their activity far more if you are involved. This doesn't mean being online with them all the time they are, but it does mean sharing some of the experiences with them.
- 4 **Be a good role model.** Evidence shows that children learn more by watching and taking note of behaviour around them rather than through what they are told. Make sure you model the behaviours you want to encourage in your children. Have technology-free zones (bedrooms), technology free times (mealtimes), put your own tablet/phone/device away. Control screen time- never use or allow devices to be used just before bed time- this is probably more important than the amount of time spent on a device on any given day.
- 5 **Create Balance.** There's more to the world than the internet. It's essential that you understand that much technology is designed to keep you using it. Get your children to understand that technology needs to be switched off and to enjoy all the other things that can be experienced without it.

Practical tips for supporting your child on DB Primary

Your child may be set tasks or activities online as part of their home learning. Your child may however, choose to use the platform to communicate with others as part of their class work, home learning or self-learning.

- 1 Ensure your child understands their responsibility to keep their password safe. If you are concerned it has been compromised inform the school.
- 2 Keep aware and involved in your child's online activity, including emails sent and received.
- 3 Ensure they do not spend too much time on DB Primary (and other sites) and make sure they are not spending time on the internet late at night.
- 4 Talk to them about what is safe and responsible to post online- ensure they understand that sharing private information is not a good idea.
- 5 Ensure they understand that they are responsible for whatever they post online (and what is posted in their name).
- 6 Remind them that things they post may last a very long time. Even if they delete them they may have already been copied and reposted and their digital footprint may last a long time.
- 7 Support them to write posts that can't be misinterpreted or that may upset others.
- 8 Ensure they understand that what is unacceptable offline is unacceptable online.
- 9 If you are upset or concerned about any activity on DB Primary, report it. This may be done by using the whistle tool. Do not delete evidence but capture it if possible.
- 10 Don't get upset or angry if something goes wrong. Work with the school to resolve issues. Learning often involves making mistakes. The purpose of platforms such as DB Primary is to give children a safe place to explore and to learn.

Children's homepage



All children have a homepage (sometime referred to as their landing page or dashboard). When children login this is the page to which they are directed.

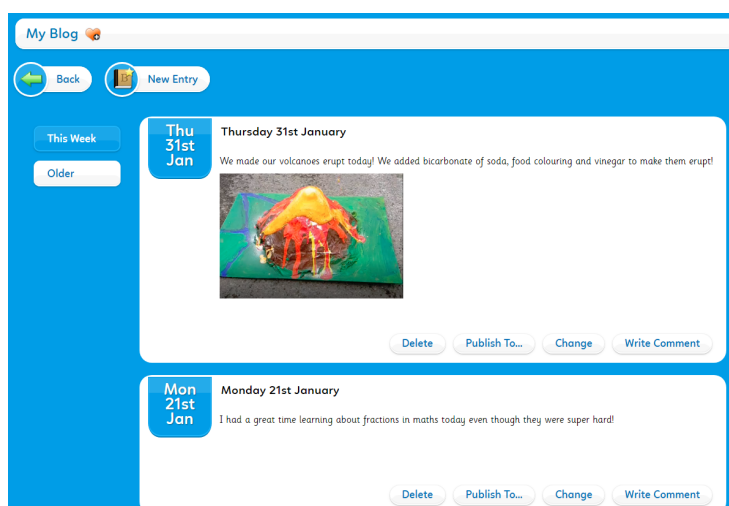
From this page they may access other areas that may be of interest to them including their class page or other pages which they are a member of, e.g. school council. These pages are usually called communities on DB Primary.

The children may also have a to do list of tasks that they have been set to complete. Some of these tasks may be from the Learning Library (see below).

Parents and Carers may help by:

- Talking to children about their page and ensuring they complete any activities/tasks set for them.

Children's Personal Blog



The children have a personal blog. This allows them to maintain their own blog or journal. The school may specify a purpose for the blog and ask children to complete activities on it, but many schools do not.

A blog is essentially an online journal or diary. A school blog is a great way for children to reflect and to record their learning and exciting events in which they participate. Children may blog using text, images, audio and video clips. This is a key tool for learning about privacy.

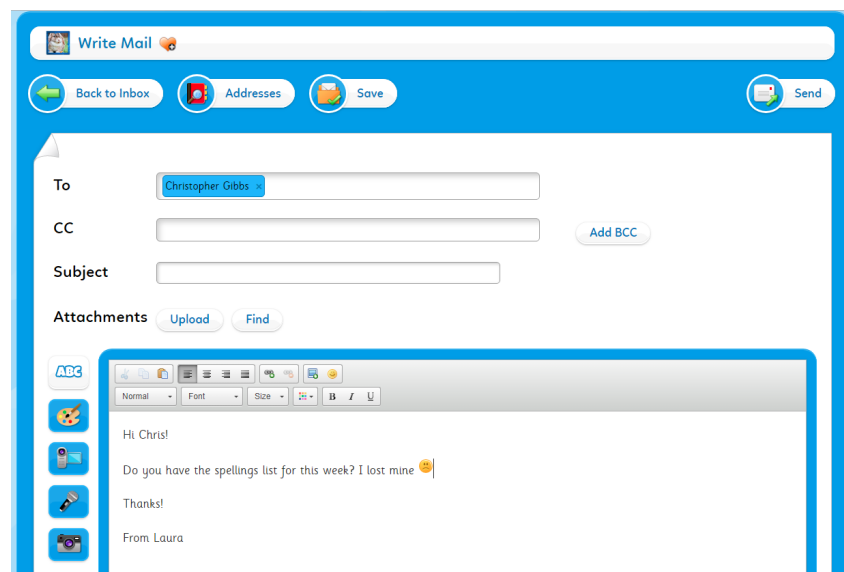
Please note, depending how the school has set up the platform, it may be possible for children to see one another's blogs. Any online posts should follow core rules of:

- 1 My posts may be seen by others (including my teachers)
- 2 What is unacceptable offline is unacceptable online

Parents and Carers may help by:

- Visiting the blog with their child.
- Supporting their child to make appropriate comments.

Email

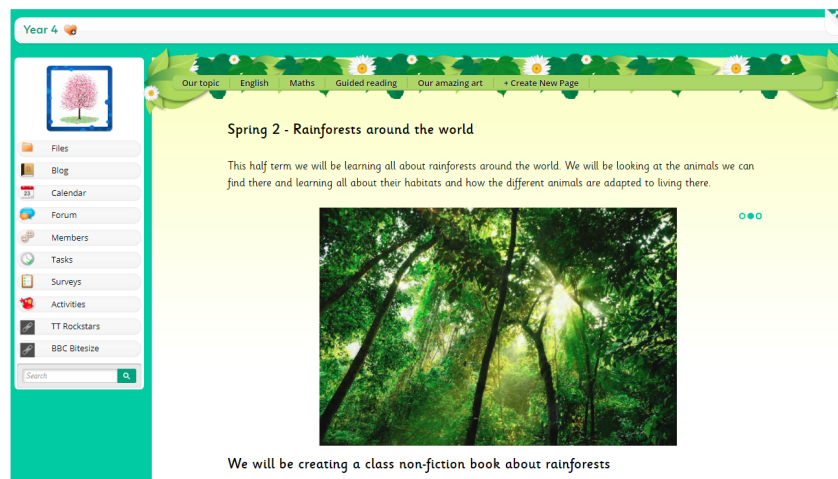


Children may have access to email. This will not allow them to send emails to anyone outside the school and is effectively an internal messaging system.

Parents and Carers may help by:

- Talking to their child about appropriate use and ensuring that they stick with the rules. They should never agree to keep messages received or sent secret and that it would be against the rules for someone to ask for that.

Class (Community) page












Most schools have either a class or year group page which the children are associated with. They normally access the Community pages from their own homepage (dashboard).

Community pages may have information that is useful to the children or activities for them to follow.

Parents and Carers may help by:

- Visiting the class page with their child.
- Talking to children about the class page and encouraging them to participate in any activities that have been set.

Blogs and forum

Year 4 Forum				
New Topic		Moderation <input checked="" type="checkbox"/>		
Subject	Started By	Posts	Views	Last Post
 Continue the story!	 Natasha Gibbs 2 months ago	2	1	 Christopher Gibbs 2 months ago
 Our worry box	 Natasha Gibbs 4 months ago	4	1	 Kasia Smith 3 months ago
 Lunch time games	 Natasha Gibbs 4 months ago	7	0	 Grace Willins 3 months ago

Class blogs and forum are two online communication tools that allow children to post entries and respond to them and to one another in a shared area. The school has a range of moderation tools that may be used to validate posts before they go live. The aim however is for children to be able to post live without the need for moderation.

Parents and Carers may help by:

- Supporting children to make appropriate posts/comments in community forum and blogs.
- Reporting any posts/contents that you feel are inappropriate. The whistle tool may be used to do this.

Learning Library



The Learning Library is a collection of online activities designed to support learning in and out of school. The activities are easy to use, and children may either be assigned to them by the school or may access them for self-learning. If the Learning Library is available, they can access it from their personal page and/or community (class page).

Parents and Carers may help by:

- Visiting the class page with their child.
- Sharing in and discussing Learning Library activities with their child.

01273 201 700

info@neweraed.co.uk

www.neweraed.co.uk/products/dbprimary